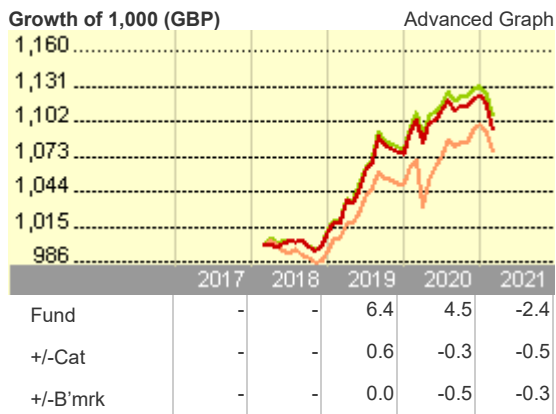


SPDR® Bloomberg Barclays Global Aggregate Bond UCITS ETF GBP Hedged (GBP) | GLAB |

Performance History

28/02/2021



Category: Global Bond - GBP Hedged

Category Benchmark: BBgBarc Global Aggregate TR...

Key Stats

Closing Price 19/03/2021	GBX 3141.00
Day Change	0.12%
Morningstar Category™	Global Bond - GBP Hedged
Volume	5723
Exchange	LONDON STOCK EXCHANGE, THE
ISIN	IE00BF1QPJ56
Fund Size (Mil) 22/03/2021	USD 1965.31
Share Class Size (Mil) 22/03/2021	GBP 83.49
Ongoing Charge 11/02/2021	0.10%

Sustainability Rating ⓘ

Historical Sustainability Score Percent Rank



Number of Funds in Global Category

553

Sustainable Fund by Prospectus

No

Sustainability Score ⓘ Global Category Average (Historical)



ESG Breakdown (lower scores = lower risk)

— **Environmental** — **Social** — **Governance**

Global Category: Global Fixed Income | Sustainability Rating as of 31 Jan 2021. Sustainalytics provides company-level ESG Risk analysis used in the calculation of Morningstar's Sustainability Score. Sustainability Mandate information is derived from the fund prospectus.

Investment Objective: SPDR® Bloomberg Barclays Global Aggregate Bond UCITS ETF GBP Hedged (GBP) | GLAB

The objective of the Fund is to track the performance of global markets for investment grade (high quality) fixed-rate debt securities.

Returns		Management	
Trailing Returns (GBP)	19/03/2021	Manager Name	Start Date
YTD	-2.73	-	-
3 Years Annualised	2.97	Inception Date	14/02/2018
5 Years Annualised	-		
10 Years Annualised	-		
12 Month Yield		1.27	
Dividend Paying Frequency			

Category Benchmark

Fund Benchmark

BBgBarc Global Aggregate TR USD

Morningstar Benchmark

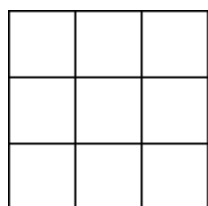
BBgBarc Global Aggregate TR Hdg GBP

Portfolio Profile for SPDR® Bloomberg Barclays Global Aggregate Bond UCITS ETF GBP Hedged (GBP) | GLAB 28/02/2021

Top 5 Holdings	%	Fixed Income	
United States Treasury Bills	0.66	Effective Maturity	-
United States Treasury Bills	0.47	Effective Duration	-
United States Treasury Bills	0.40		
Japan (Government Of)	0.31		
Japan (Government Of)	0.30		

Morningstar Style Box®

Fixed Income Style



Credit Quality
High
Med
Low

Asset Allocation

	% Long	% Short	% Net Assets
Stock	0.00	0.00	0.00
Bond	96.27	0.00	96.27
Property	0.00	0.00	0.00
Cash	2.86	0.00	2.86
Other	0.88	0.00	0.88

Low Med High

Interest Rate Sensitivity

Growth Of 1000 (GBP)

28/02/2021

Fund: SPDR® Bloomberg Barclays Global Aggregate Bond UCITS ETF GBP Hedged (GBP) | GLAB

Category: Global Bond - GBP Hedged

Category Index: BBgBarc Global Aggregate TR Hdg GBP



Annual Returns (GBP)

28/02/2021

	2019	2020	28/02
Price Return	6.42	4.48	-2.44
+/- Category	0.60	-0.35	-0.50
+/- Category Index	-0.04	-0.48	-0.35
% Rank in Category	38	57	-

Trailing Returns (GBP)

19/03/2021

	Total Returns	+/- Category	+/- Category Index
1 Day	0.12	0.03	0.05

1 Week	-0.17	0.02	0.00
1 Month	-1.06	0.05	-0.03
3 Months	-2.54	-0.36	-0.08
6 Months	-2.06	-1.04	-0.10
YTD	-2.73	-0.41	-0.06
1 Year	3.52	-3.92	-0.07
3 Years Annualised	2.97	0.39	-0.20
5 Years Annualised	-	-	-
10 Years Annualised	-	-	-

Category: Global Bond - GBP Hedged

Category Index: BBgBarc Global Aggregate TR Hdg GBP

Quarterly Returns (GBP)

28/02/2021

	Quarter 1	Quarter 2	Quarter 3	Quarter 4
2020	0.91	2.45	0.35	0.72
2019	2.66	2.38	1.98	-0.70
2018	-	0.29	-0.45	1.11

Morningstar Rating™ (Relative to Category)

28/02/2021

	Morningstar Return	Morningstar Risk	Morningstar Rating™
3-Year	Average	Below Average	★★★★
5-Year	-	-	Not Rated
10-Year	-	-	Not Rated
Overall	Average	Below Average	★★★★

Category : Global Bond - GBP Hedged

[Click here to see our Methodology](#)

Volatility Measurements

28/02/2021

3-Yr Std Dev	3.03 %	3-Yr Sharpe Ratio	0.86
3-Yr Mean Return	3.15 %		

Modern Portfolio Statistics

28/02/2021

	Standard Index	Best Fit Index
	BBgBarc Global Aggregate TR Hdg GBP	
3-Yr Beta	0.98	-
3-Yr Alpha	-0.29	-

Fixed Income Style

-

Morningstar Style Box®

Fixed Income Style

Size

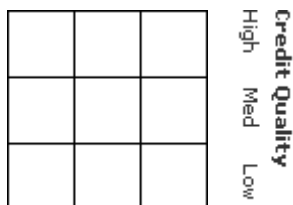
Total Market Value (Mil)

Rel to Cat

USD 2043

Maturity Distribution

%



Low Med High

Interest Rate Sensitivity

1 to 3	19.74
3 to 5	18.43
5 to 7	11.77
7 to 10	15.05
10 to 15	6.22
15 to 20	6.63
20 to 30	18.48
Over 30	3.54


Effective Maturity	-
Effective Duration	-

Credit Quality Breakdown	%	%
AAA	-	BB
AA	-	B
A	-	Below B
BBB	-	Not Rated

Category: Global Bond - GBP Hedged

Asset Allocation

28/02/2021



Top 10 Holdings

28/02/2021

Portfolio NEW

Total Number of Equity Holdings	0
Total Number of Bond Holdings	5939
Assets in Top 10 Holdings	3.49

Name	Sector	Country	% of Assets
⊕ United States Treasury Bills	—	United States	0.66
⊕ United States Treasury Bills	—	United States	0.47
⊕ United States Treasury Bills	—	United States	0.40
⊕ Japan (Government Of)	—	Japan	0.31
Japan (Government Of)	—	Japan	0.30
⊕ Japan (Government Of)	—	Japan	0.29

⊕ Japan (Government Of)	—	Japan	0.28
Japan (Government Of)	—	Japan	0.28
Japan (Government Of)	—	Japan	0.26
⊕ Japan (Government Of)	—	Japan	0.25

⊕ Increase ⊖ Decrease ✦ New since last portfolio

Category: Global Bond - GBP Hedged

Management

Name of Company	State Street Global Advisors Ltd	Domicile	Ireland
Phone	-	Legal Structure	Open Ended Investment Company
Website	http://www.ssga.com	UCITS	Yes
Address	20 Churchill Place London E14 5HJ United Kingdom	Inception Date	14/02/2018
		Fund Advisor(s)	State Street Global Advisors Ltd

Fees and Expenses

Sales Charges (Maximum)		Annual Charges	
Max Initial Charge	n/a	Max Annual Management Charge	0.10%
Max Exit Charge	n/a	Ongoing Charge	0.10%

Purchase Details

Minimum Investments

Initial	-
Additional	-
Savings	-

Tax Free Savings Schemes

ISAs	No
------	----